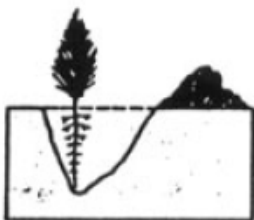


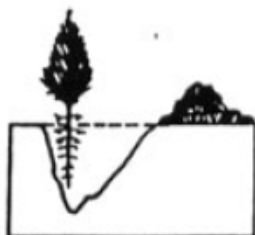
Correct and Incorrect Depths



Correct
At same depth or 1/2"
deeper than seedling
grew in nursery.



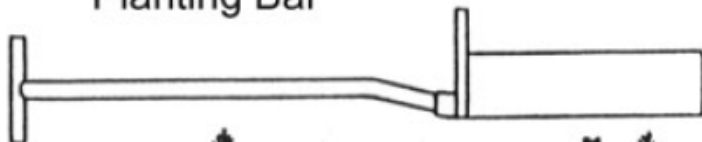
Incorrect
Too deep and roots
bent.



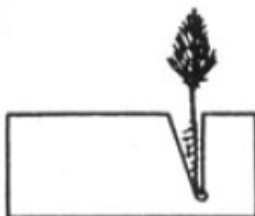
Incorrect
Too shallow and
roots exposed.

Dibble Planting

"Planting Bar"



1. Insert dibble as shown
and pull toward planter.



2. remove dibble and
place seedling at correct
depth.



3. Insert dibble 2 inches
toward planter from
seedling.



4. Pull handles of dibble
toward planter firming soil
at bottom of roots.



5. Push handle of
dibble forward from
planter firming soil at
top of roots.



6. Firm soil around
seedling with feet.